



Everett Police Department Annual Report: 2015



Steven A. Mazzie
Chief of Police

A HERO REMEMBERED ... NEVER DIES



**REST IN PEACE
TRUE BLUE HERO**



**PATROL OFFICER
GLEN G. BRILEY**

~~END OF WATCH: 12-09-2015~~

TrueBlueWarriors.org - www.facebook.com/truebluwarriors

Officer Glen Briley, 44, affectionately known as "Mr. Briley" by fellow officers and staff at EPD, passed away on duty while sitting in his patrol cruiser. Officer Briley had been saving, serving, and protecting the people for nearly 20 years as a police officer.

Table of Contents

Section	Page Number(s)
Officer Memorial	1
Table of Contents	2
Message from the Chief	3
Message from the Mayor	4
Organizational Chart	5
EPD- Overview, Support Services Division and Highlights	6-7
Operations Division - DDACTS and Highlights	8-16
Criminal Investigations Division and Crime Analysis and Highlights	17-24
Everett Crime Data and Analysis – 2010-2015	25-28
Calls for Service	29-30
Hot Spots	31
Arrest/Summons/Citation Data	32
2015 EPD Highlights	33-38
Crime Mapping Tool/ EPD Social Media	39

MESSAGE FROM THE CHIEF

On behalf of the men and women of the Everett Police Department (EPD), I am proud to present to you the 2015 Annual Report. We continue to work hard in the development of sound crime reduction strategies in an effort to make our city a safe place for all to live, work, and play. Our community partnerships are stronger than ever and our strategies to reduce crime and harm in our community have again been successful over the past year. Our commitment to transparency and accountability over the years has helped us build a strong trust with those we serve. With the increased use of social media over the past few years, we have now moved in behind the Boston PD as the 2nd most popular Facebook page in the Metro Boston area.



Overall, crime has decreased by 2% from 2014 to 2015. Both personal and property crime categories accounted for a total of 1,805 recorded crimes. When comparing that to 2010, when we had 2,602 reported crimes, we have made progress in the form of an 18 % reduction in overall crimes over the past 5 years. Through good crime analysis and our sound crime reduction strategies, we have observed significant decreases in robbery (-44%), theft from a building (-36%), swindling (-37%), breaking and entering (-30%), theft from a motor vehicle (-28%), motor vehicle theft (-25%), and vandalisms (-15%) over the past 5 yrs. While these reductions are in the right direction, we have observed increases in some categories over the past 5 yrs including, shoplifting (+43%) and credit card fraud (+9%). Much of these property related crimes are fueled by the opioid drug epidemic that has hit the country over the past decade. I am encouraged by the long-term trends, but know we can find ways to improve the quality of life for all.

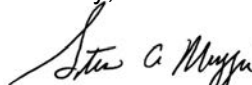
In early 2015, the EPD saw two recruits graduate from the academy and hit the streets. That was on top of 6 new officers that we put on the streets in 2014. As we move to replace officers that we have lost, we will continue to find the best qualified applicants that reflect our diverse community. We promoted a new captain, lieutenant and two new sergeants throughout the year, and we have been working on a five year strategic plan that will help be our road map for staffing as the city undergoes redevelopment over the next few years. Lastly, our new operational model of policing called DDACTS, or Data Driven Approaches to Crime and Traffic Safety, has been in use within two zones for multiple years now. We continue to get positive results. One of the best aspects of this data based model is that we are placing our officers in areas based on empirical data that show higher rates of motor vehicle accidents and certain crime categories. In addition, it allows us to have an effect on crime and accidents by conducting active traffic enforcement, officer walk and talks, and pro-active street investigations.

We completed our department wide rollout of Electronic Control Devices, known widely by many as tasers. Today, every officer now has an alternative means of force that has shown to be an effective tool in preventing officer and arrestee injuries.

In closing, we still have a lot of challenges ahead with the continuing regional threat from the opioid and heroin crisis that has left many addicted and more dead from overdoses. We need to find more ways to steer our young people from the perils of criminal street gangs, where we have seen senseless violence take the lives of young people. Although we enjoy a good working relationship with the people of Everett, we have to remain vigilant to be at our best as professionals and treat the public with the respect that they deserve. I can assure the people of Everett that we will put forward the best possible service to all that live or work in our city. Please stay engaged, stay connected, and look out for your neighbors, in particular, our seniors and youth.

I consider myself blessed that I work in a profession where we can make a difference every day of the week. I want to thank all members of the EPD, both civilian and sworn personnel, for their continued dedication, service and commitment to the city.

Sincerely,


Steven A. Mazzei
Chief of Police

A MESSAGE FROM THE MAYOR

Dear Residents,

Keeping our City safe is an enormous undertaking. I have stated in past years that I am very proud of the officers and civilian personnel that make up our Everett Police Department, and this year is no exception.



Technological tools, such as ShotSpotter and the newly renovated Everett Emergency Operations Center (EOC), continue to be an asset to policing efforts. Consistent with Everett's commitment to health and wellbeing, all officers have been trained in the administration of Narcan and now carry this life saving drug in every patrol car. Officers have also attended Rapid Response Training (ALERT) and mental health first aid to help keep our city safe. Further, Everett has launched a new city website and participated in a joint initiative with Harvard Negotiation and Mediation Clinical Program (HNMCP) to further improve and maintain community relations and safety.

With continued use of programs such as GPS monitoring, Smart Policing Grants, and Community Innovation Challenge Grants, our police force is continuing its partnership with the District Attorney's Office, the Massachusetts Probation Department, and surrounding communities to develop comprehensive, multi- agency, multi- jurisdictional approaches to addressing crimes and identifying repeat offenders and high-risk individuals that enter our community.

Our city is fortunate to have a department that strives to do more within our community. This commitment to effective, consistent law enforcement and positive community engagement has earned the trust and respect of our residents. I look forward to another safe, healthy, and productive year.

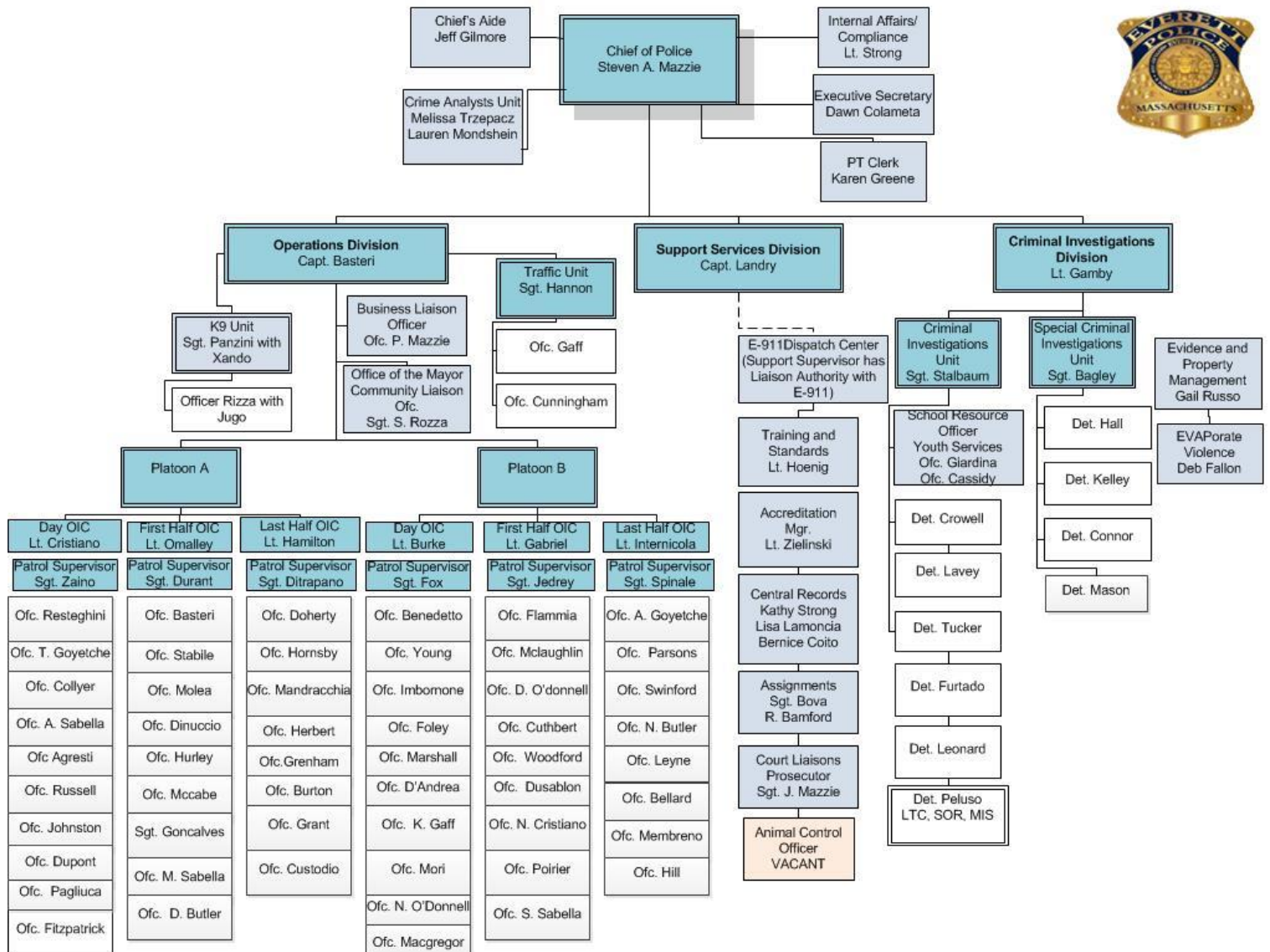
Sincerely,

A handwritten signature in black ink that reads "Carlo DeMaria". The signature is written in a cursive, flowing style.

Carlo DeMaria, Mayor

Organizational Chart

In 2015, the Everett Police Department finished the year with 99 sworn Police Officers and 11 civilian employees.



Note: The animal control officer position was filled March 2016.

Everett Police Department - Overview

The primary focus of this report is to emphasize and discuss department wide initiatives and enhancements, and to highlight the hard work completed throughout the department in 2015. For a more complete and in-depth description of the EPD units- their capacity and function, please see our annual reports published in 2014 and 2015. These products can be found on the department's website (www.everettpolicema.com).

Support Services Division Captain Paul Landry

The **Support Services Division** of the EPD is responsible for conducting various non-operational activities that allow the members of the EPD to provide law enforcement services to the community. These activities provide daily, on-going support ensuring that our officers have the equipment, training, and support to provide high quality law enforcement services to the people of Everett.

The division is broken down into the following functional areas: Professional Standards, Training, Public Information, Court Liaison, Assignment Office, Central Records, Animal Control, Police Matrons, and Building/Facility/Equipment Management Services. The division is comprised of five sworn officers and six civilian personnel.

The **Professional Standards Unit (PSU)** is responsible for policy/procedure development and on-going review of existing policies and procedures. The department has begun the self-initiated evaluation process of accreditation/certification through the Massachusetts Police Accreditation Commission Inc. This is a process by which a police department strives to meet and maintain standards that have been established for the profession, by the profession. The standards reflect critical areas of police managements, operations and technical support activities. They cover areas such as policy development, emergency response planning, training, communications, property and evidence handling, use of force, vehicular pursuit, prisoner transportation, and holding facilities. The unit also conducts background investigations for all new department hires (sworn and non-sworn), and oversees the **Field Training Officer (FTO)** Program.

The sworn members of the department completed over 8,000 hours of in-service and professional development training in 2015. All sworn members completed annual in-service training in first aid, CPR/AED, nasal Narcan, legal issues, use of force, weapons qualification, defensive tactics, taser certification/recertification, police interaction with persons with mental illness and emotional distress, human trafficking, and other topics selected by the Chief of Police and the Municipal Police Training Council (MPTC) as areas of special emphasis.

Six interns from area high schools and colleges completed course requirements through the EPD (about 600 hours combined). During their internships, the students learned about the various divisions of the police department, shadowed detectives, domestic violence counselor,

Support Services Division Highlights

Captain Paul Landry

court prosecutor, central records personnel, crime analysts, and other members of the department. The interns also went to the Junior Police Academy, Devens Range, observed trials in Malden District Court, and accompanied patrol officers during their tour of duty.

- ✚ **Tasers**-The EPD purchased less lethal electronic weapons (tasers) and all sworn officers on the department received training in their use and deployment.
- ✚ **Narcan**- Everett Police Officers received training in administering Narcan and now carry the life-saving drug in department cruisers. On September 30, an officer was dispatched to the entrance of the Glenwood Cemetery for a reported overdose. The officer located a 24-year-old man who was unconscious and turning blue from an apparent heroin overdose. The officer administered his department-issued nasal Narcan, and after receiving assistance from Cataldo Ambulance and the Everett Fire Department, the male regained consciousness.
- ✚ **ALERT**- Members of the EPD participated in Advanced Law Enforcement Rapid Response Training (ALERT) at the old Everett High School. This dynamic training program is designed to prepare officers to isolate, distract, and neutralize an "active shooter."



In 2015, the Support Services Division utilized new technology services to better track and document use of force incidents in the department. Incidents can be tracked by officer, by force type, by citizen involvement and state of minds. This module also tracks injuries as reported by officers and civilians. In 2015, the breakdown of use of force is outlined below:

Use of Force Type	Count of Incidents
Firearm-displayed	8
Hands	22
Mace	4
Taser	25
Verbal Presence	1


Operations Division

Captain Richard Basteri

The EPD's **Operations Division** consists of one captain, 6 lieutenants, 8 sergeants, and approximately 56 patrol officers. Patrol shifts rotate and consist of four 10 hour shifts: a day shift, evening shift, and an overnight shift. Each shift is comprised of a lieutenant, one sergeant, and a squad of 9 officers. The lieutenant (Officer-in-Charge) commands each shift, and the squad is led on the street by a sergeant referred to as a "Patrol Supervisor." All of our shifts overlap by forty-five minutes between the day shift and the evening shift, with a five hour overlap between 9 pm and 2 am. Manpower levels are doubled during the evening shift, the busiest shift, to address the increase in calls for service during this time.

The **Traffic and K-9 Units** assist patrol units in calls for service but are also engaged in other duties. The K-9 Unit consists of three handlers with an assigned dog trained in a variety of functions. Two K-9 teams are used for patrolling, tracking (lost persons or fleeing felons) and drug detection. The other K-9 team is used for the detection of explosives and/or firearms evidence recovery.

In addition to their regular duties, the K-9 Explosion Detection Unit responded to 10 calls for service specifically for the recovery of gun and shell casings in 2015. They have also conducted K-9 demonstrations at events such as National Night Out, area schools, and the Junior Police Academy. The K-9 Unit is called to conduct bomb sweeps at businesses, schools, and other high-profile locations such as the July 4th Festivities on the Esplanade, the T.D. Bank North Garden and the Boston Marathon. The Patrol/Drug K-9 Sergeant responded to over 51 calls for narcotic and patrol searches in addition to his regular duties. The K-9 teams have worked with over a dozen municipal and state agencies including US Marshalls, DEA, and ATF during 2015, and are directly or indirectly responsible for the arrest of 57 suspects. Many of these arrests included enhanced charges depending on evidence located during a search with the K-9 partners. Vast amounts of heroin, cocaine, and marijuana were seized from the streets of Everett and surrounding communities. Throughout the year, numerous motor vehicles were seized in conjunction with Drug Units with some of the motor vehicles containing a drug hide.

 **EPD K-9 Training Facility-** The Everett Police hosted a Joint ATF-FBI explosives re-training for explosive detection K-9 at the training center. Over 40 K-9 teams from around the region participated in homemade explosives detection training. Additionally, in April an estimated 80 law enforcement K9 teams, Chief Mazzie, and several members of the EPD were at the facility for the National Odor Recognition Test (NORT), an exam designed to test K9 teams to meet the national standard.



Operations Division (Continued)

Captain Richard Basteri

The Operations Division dedicates an officer to work with the business community. This **Community Service Officer** is responsible for patrolling Everett Square, Glendale Square, and the Gateway Mall. In 2015, the EPD received over 728 calls for service from the Gateway Mall and Best Buy for larcenies, break and entering of motor vehicles, etc. The Community Service Officer provides a visible deterrent to crime and offers strategies to the businesses to reduce the likelihood of victimization in these areas. This officer also acts as a liaison to the business community, attends community meetings, and assists with community and neighborhood problems.

Lastly, the Operations Division offers two supporting specialized units, the **Special Operations Unit (SOU)**, which is a trained and equipped tactical team that deals with high risk warrant service and barricaded subjects. Everett, Revere and Winthrop Police Departments share a combined regional tactical team known as North Metro Swat. Additionally, the EPD has an **Underwater Search and Recovery Unit (USRU)**, which is comprised of trained and equipped divers who are used to respond to underwater emergencies, security checks, and other missions on Everett's waterfront.

The Operations Division responds to Emergency 911 calls, other calls for service, and conducts essential activities such as directed patrols. In 2015, this division was involved in 28,629 calls/activities (including 911 calls, directed patrols, traffic issues, etc). Of the calls received in 2015, over 3,816 were documented as incidents requiring reports (an increase of over 200 reports from 2014). During this period, the department arrested 841 adults, 47 juveniles (29 more total arrests than 2014) and responded to 1,273 motor vehicle accidents.¹

In 2015, the EPD conducted a review of the number of firearms recovered over the past five years. These are firearms found in the hands of unlicensed parties, discarded/recovered guns, firearms seized during search warrants, and firearms involved in crimes in the city. In 2010, through the course of a few search warrants nearly 30 weapons were recovered. Similarly in 2015, after an investigation, ten firearms were removed from a home on Summer Street, nine more were seized/recovered from two homes on Vernal Street. See table below.

Year	2010	2011	2012	2013	2014	2015
Number of guns recovered	42	13	13	18	16	40

¹ All data in this report was pulled from 1 of 2 sources- Microsystems, CrimeTrack. Retrieved Feb 14-16, 2016 from the PROIV database.
****CrimeTrack is EPD's Records Management System.** ** OR Commonwealth Fusion center Data Systems. Retrieved Feb, 14, 2016, from Mass CrimeSOLV database. Crime rates are based on current census data.

Operations Division (Continued)

Captain Richard Basteri

Highlighted Cases


On January 25, 2015, there was an armed robbery with a knife at 103 Hancock St. Officers tracked the suspect with the assistance of State Police K9 unit, and found the suspect hiding in his residence. He was subsequently arrested, and charged with armed robbery w/knife.

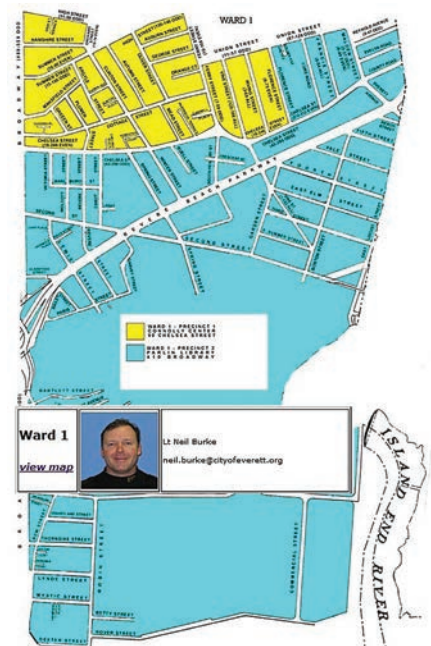
On August 6, 2015, officers responded to a call for suspicious activity; residents had seen an individual walking back and forth repeatedly between two houses carrying property. Officers observed the individual in question, and tracked him to his residence where they found stolen property from the house down the street as well as from other locations.

On November 27, 2015, there was an armed robbery with a knife at 305 Elm St. One of our patrolmen happened to be driving by when the victim exited the store and shouted that she had just been robbed. Officers were then able to follow the suspect, and recovered a back pack with official papers including his name. The suspect was apprehended and charges were filed.

On December 12, 2015, officers responded to a call for a domestic dispute where a husband was threatening his wife with a firearm. As a result of this incident, officers worked with other agencies to revoke the suspect's license to carry and his constable license. Four firearms were recovered at the time of the incident, and 17 further firearms were either sold or turned in by the suspect.

On December 28, 2015, patrol responded to a call for a domestic dispute. When officers arrived at the scene, the suspect was present with what appeared to be a large amount of stolen property in his motor vehicle. Officers confiscated the property, and with the assistance of the CAU, traced it back to a string of residential break and enters in Cambridge.

 **Lieutenant Liaison Program (LLP)**-the EPD continued to utilize the LLP, which is designed to give the residents of the city a personalized contact person within the department. Each ward of the city will have a police lieutenant as a point of contact to address the quality of life issues that may trouble them. A list of lieutenants and contact information for each ward is posted on the department's website here: <http://www.everettpolice.com/liaison.html>

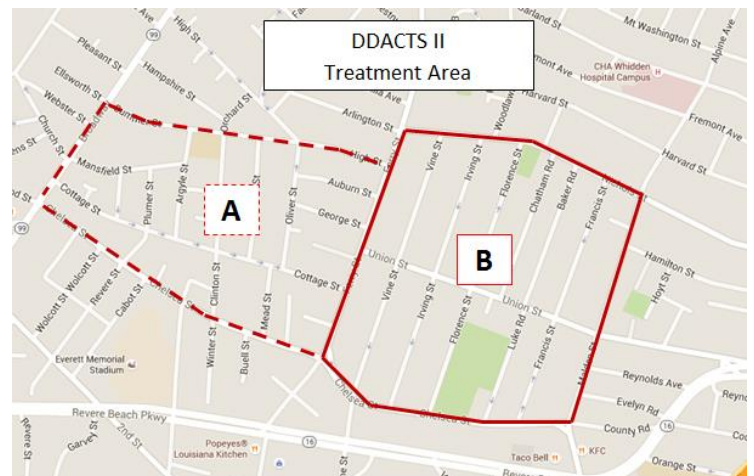


Operations Division—DDACTS Initiative

Captain Richard Basteri

The Operations Division continued to support the Data Driven Approaches to Crime and Traffic Safety (DDACTS) initiative. DDACTS is a law enforcement operational model which integrates location-based crime and traffic data to establish effective and efficient methods for deploying law enforcement and other resources. Using geo-mapping to identify areas that have high incidences of crime and accidents, DDACTS uses traffic enforcement strategies that play a dual role in fighting crime and reducing accidents and traffic violations. Drawing on the deterrent of highly visible traffic enforcement and the knowledge that crime often involves the use of motor vehicles, the goal of DDACTS is to reduce the incidence of crime, accidents, and traffic violations. DDACTS is supported by regional and national partners.

In November 2013, the EPD rolled out DDACTS phase II, approximately 16 months into DDACTS phase I. DDACTS I and DDACTS II operated in conjunction with each other. The initial treatment area outlined for Phase II included the area of the city known as Sector 1. This area was selected for DDACTS enforcement after a review of crime, crash and citation data. Sector 1 was a hot spot for motor vehicle breaks, and for this reason, a reduction in motor vehicle B and E was outlined as a goal of DDACTS II. In June 2015, after a review, DDACTS II was reconfigured to include only the Zone B section of the originally proposed treatment area (this change is highlighted in the map on the right below).



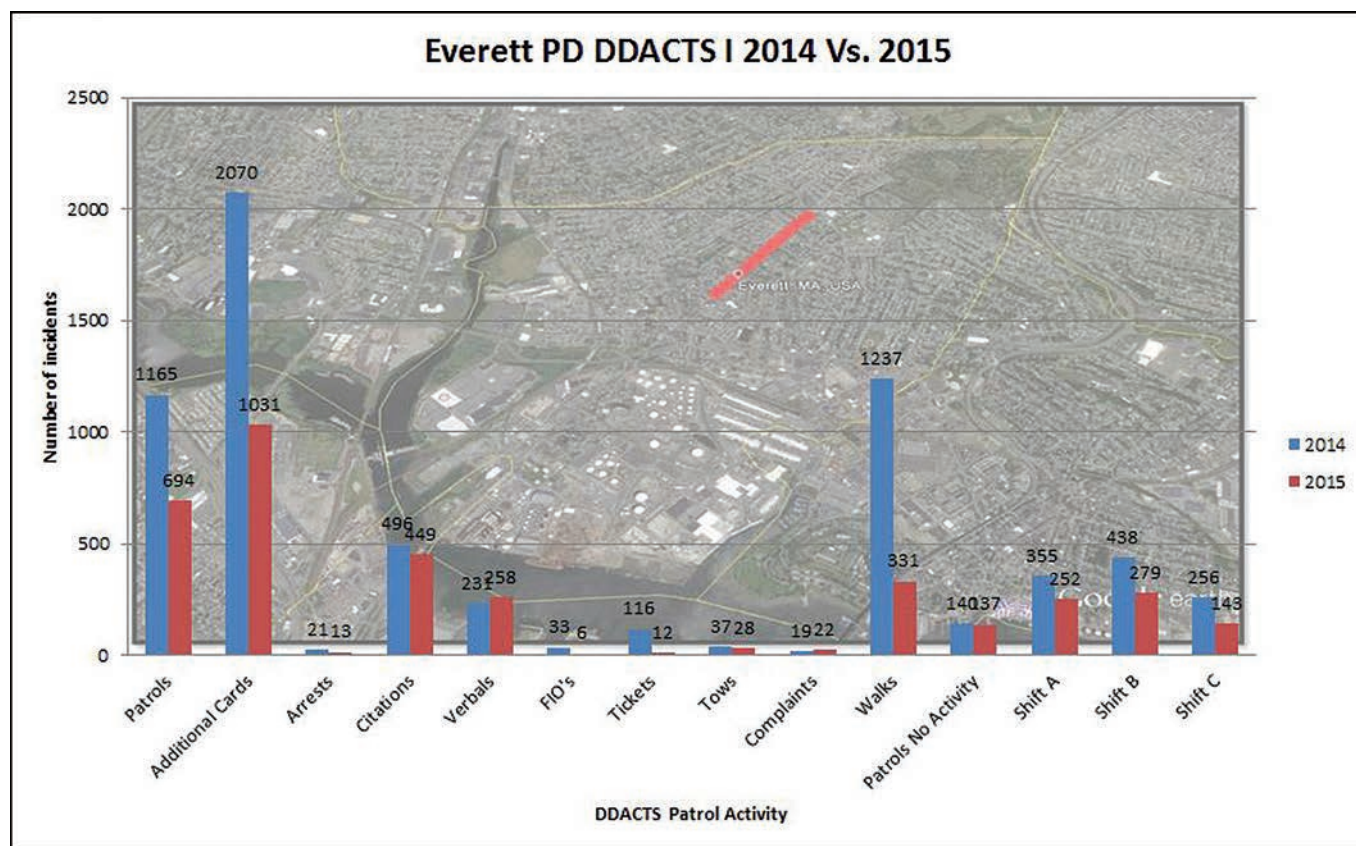
Operations Division—DDACTS Initiative (Continued)

Captain Richard Basteri

DDACTS I Activity 01.01.2015-01.01.2016

Over the past 12 months each shift (3 shifts per 24 hour cycle) was asked to deploy at least 1 unit to the DDACTS “treatment” area for a minimum of 30 minutes or 630 minutes a week. In total, 694 patrols were sent for 2015. In addition to the data below, 258 motor vehicles operators were given a verbal warning, 449 motor vehicle citations were written, 22 complaints were filed, 12 parking tickets were issued, 28 motor vehicles were towed, 331 “walk and talks” with the public were done and 6 Field Interviews were conducted. In addition, 13 arrests were made (revoked insurance, revoked license, warrants, OUI- alcohol, and disturbing the peace). Figure 1 below shows a bar graph representation of the numbers described above.

Figure 1



Operations Division—DDACTS Initiative (Continued)

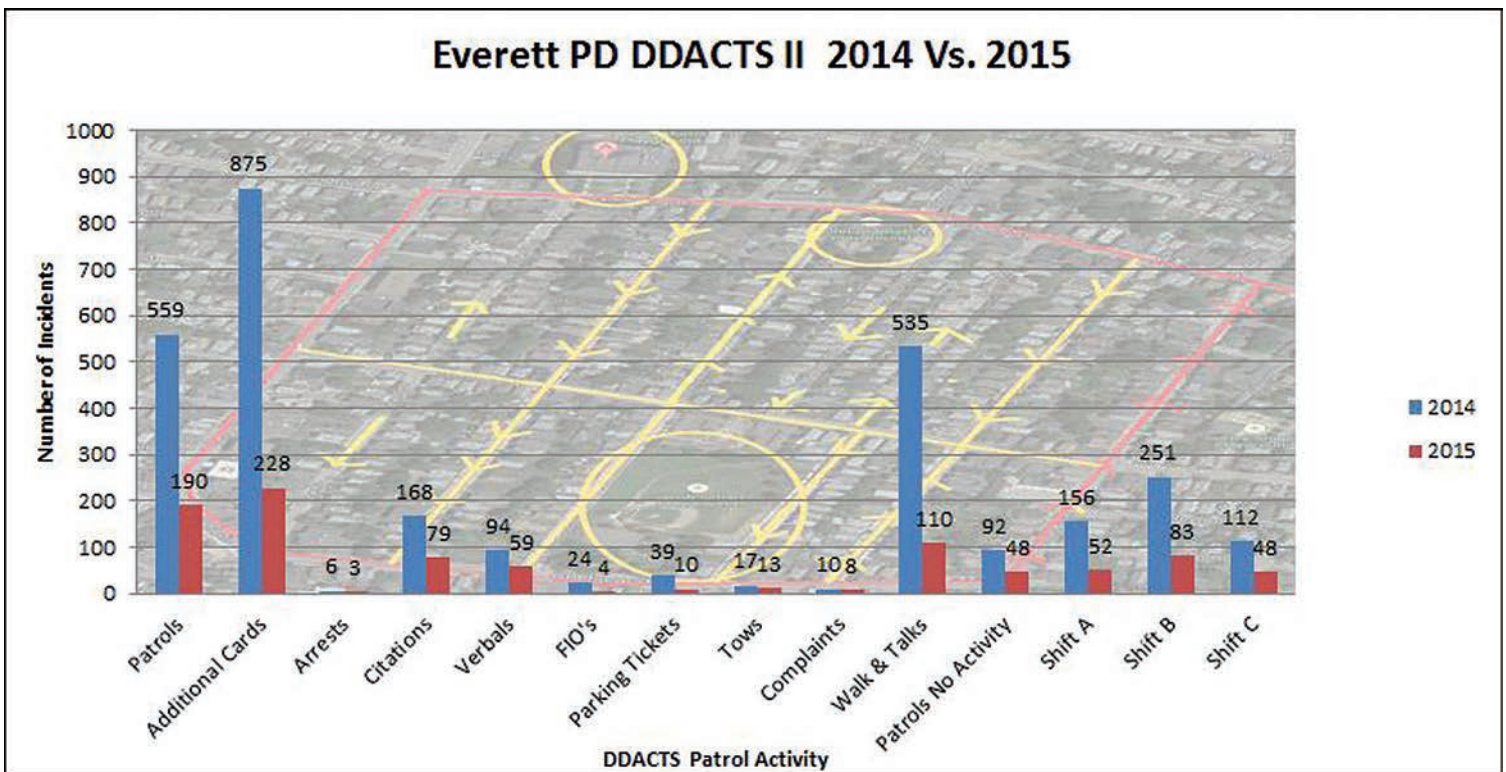
Captain Richard Basteri

DDACTS II Activity 01.01.2015-01.01.2016

The DDACTS II treatment area was divided into two separate zones (Zone A/Zone B) with officers alternating between Zone A on even-numbered days and Zone B on odd-numbered calendar days. On June 22, 2015, after re-evaluating the DDACTS II data, Zone B became the sole focus for this DDACTS II region. For DDACTS II, the Sector 1 car was the primary unit assigned and each shift was asked to spend a minimum of 30 minutes on patrol.

Over the past year, 190 different patrols were sent. In addition to the data below, 59 motor vehicles operators were given a verbal warning, 79 motor vehicle citations were written, 8 complaints were filed, 10 parking tickets were issued, 13 motor vehicles were towed, 110 “walk and talks” with the public were done and 4 field interviews were conducted. In addition, 3 arrests were made (unlicensed operation, warrants, and disorderly conduct). Further break down of this activity is displayed in Figure 2.

Figure 2



Operations Division—DDACTS Initiative (Continued)

Captain Richard Basteri

DDACTS Phase I Results

Looking at the trends between 2011 and 2015 in the city wide data, the percent changes in crimes are listed in Table 1 below. There has been an increase in motor vehicle accidents, arrests, and written citations, and there has been a decrease in Part A crimes and robberies.

Table 1- Citywide Data --- Looking at Patterns Between 2011 and 2015

CITYWIDE 12 MONTH BY YEAR	Pre-DDACTS			DDACTS			Difference 2011-2015	% Change
	2009	2010	2011	2013	2014	2015		
CHARGES ON MV CITATIONS	5326	5755	3575	3261	4263	3948	+373	+10%
ACCIDENTS	1154	1319	1200	1157	1236	1273	+73	+6%
ARRESTS	946	875	809	752	859	888	+79	+10%
ROBBERY	82	73	56	61	68	35	-21	-38%
PART A CRIMES	2480	2602	2218	2091	1840	1805	-418	-19%

Table 2 (below) shows data between 2011 and 2015 for the DDACTS I region only. Since the inception of DDACTS I in 2011, there has been a decrease in citations, accidents, robberies, and Part A crimes, and no change in arrests. With an increase in patrols to this area, an increase in citations and arrests would be predicted; however, these trends could be resulting from the decrease of overall patrols to DDACTS I in 2015.

Table 2-DDACTS I Specific Data – Looking at Patterns Between 2011 and 2015

Phase I	Pre-DDACTS	DDACTS I	Diff btwn 2011-2015	% Change
	*2011	2015		
CHARGES ON MV CITATIONS	1055	867	-188	-18%
ACCIDENTS	110	67	-43	-39%
ARRESTS	41	41	0	0%
ROBBERY	7	4	-3	-43%
PART A CRIMES	124	104	-20	-16%

*Note: In 2011, DDACTS numbers only included Broadway between Ferry and Chelsea St's. In 2013, DDACTS I was extended to include the area around Glendale Square. Therefore, the numbers for 2011 were reanalyzed to reflect this change in the area for more accurate comparison.

Operations Division—DDACTS Initiative (Continued)

Captain Richard Basteri

Table 3 (below) shows the changes each year since the initiation of DDACTS I in July 2012.

Between 2012 and 2013, all five crime types are reflecting changes in the expected direction, and between 2013 and 2014, this effect becomes more robust. Between 2014 and 2015, the effects taper off slightly, however this could be a result of the decreased patrols in 2015. See Table 3 for more details.

Table 3-DDACTS I Specific Data- Looking at Changes from Year to Year 2011-2015

	Pre-DDACTS	2013	Change from 2012-2013	2014	Change from 2013-2014	2015	Change from 2014-2015
Phase I	2011						
CHARGES ON MV CITATIONS	1055	1018	21	1523	505	867	-656
ACCIDENTS	110	70	-3	68	-2	67	-1
ARRESTS	41	34	8	35	1	41	+6
ROBBERY	7	3	-6	5	2	4	-1
PART A CRIMES	124	67	-9	58	-9	104	+46

In order to ensure that the trends in the DDACTS region were not a result of overall trends observed in the city of Everett, percent changes from 2011 to 2015 were compared for both DDACTS I and citywide. Table 4 shows that some of these changes seen in DDACTS I are not resulting from the patterns in citywide data as they are not changing in similar fashion. For example, between 2011 and 2015, there was a 6% *increase* in accidents, but in the DDACTS I region, there was a 39% *decrease* in accidents. However, there are similar decreases for robberies and Part A crimes in both the city and in DDACTS I, therefore it cannot be ruled out that these numbers are not a result from the trends seen in the city overall.

Table 4 -DDACTS I Compared to Citywide Data- Looking at Changes Between 2011 and 2015

Percent Changes of Citywide Data and Data in DDACTS I Between 2011 and 2015			
	DDACTS I 2011-2015	Citywide 2011-2015	Difference in % changes
CHARGES ON MV CITATIONS	-18%	+10%	-28%
ACCIDENTS	-39%	+6%	-45%
ARRESTS	0%	+10%	-10%
ROBBERY	-43%	-38%	-10%
PART A CRIMES	-16%	-19%	+3%

Operations Division—DDACTS Initiative (Continued)

Captain Richard Basteri

DDACTS II Results

As of June 22, 2015, DDACTS II was readjusted to include only Zone B. This change was based on analysis that indicated DDACTS II was too big of a geographical area for officers to patrol effectively. As this change went into effect midway through the calendar year of 2015, it is not possible to make an accurate comparison between numbers from 2015 and previous years. However, the trends of these patrols indicate that they are having the desired effect with an increase of written citations and arrests, and a decrease of robbery, Part A crimes, and accidents, reflecting increase in officer presence in this area. There is a trend towards an increase of motor vehicle B and E in this area, a trend that is paradoxical considering the increase in police presence. Please see Table 5 below for more details.

Note: For this review ALL activity recorded on the overlapping section of Broadway in the DDACTS zones were attributed to DDACTS phase I and not to phase II.

Table 5- DDACTS II Specific Data – Looking at Patterns Between 2013 and 2015

	Pre-DDACTS	DDACTS			
Phase II ZONE A and B	2013	2014	2015 (Jan-Jun/Jul-Dec)	**Difference	% Change
WRITTEN CITATIONS	181	216	306 (172/134)		
ACCIDENTS	196	170	138 (91/47)		
ARRESTS	42	70	70 (49/21)		
ROBBERY	12	17	4 (2/2)		
PART A CRIMES	118	106	166 (88/78)		
MV B and E	44	19	38 (19/19)		



Criminal Investigations Division

Lt. Richard Gamby

The EPD's Criminal Investigations Division (CID) is staffed by one lieutenant, two sergeants and ten detectives. The Division is comprised of two units: the Criminal Investigations Unit (CIU) and the Special Criminal Investigations Unit (SCIU). CID officers receive specialized training in the investigation of crimes such as arson, narcotics offenses, firearms offenses, and adult/child sexual assaults, the preparation and execution of search warrants, fingerprinting, interviewing techniques, and other relevant areas of professional development.

The investigators manage a varied caseload including burglaries, sexual assaults, homicides, arson, narcotics offenses, financial crimes, bank robberies, domestic violence, youth offenses, larcenies, property crimes, assaults, identity theft, and threats.

A Detective in the CID is also responsible for all firearms licensing and renewals and the registration of all sex offenders. Encompassed in this are Licenses to Carry (LTC) and all Firearms Identification Cards (FID). In 2015, the EPD issued 120 Resident Class A Large Capacity LTCs, 6 renewals for Law Enforcement Officer LTC, and 5 FID cards.

Criminal Investigations Unit (CIU)

The **CIU**, traditionally known as the Detective Division, investigates many of the above-mentioned crimes occurring in the city of Everett. Cases may be referred to the unit from other law enforcement agencies, referred for follow up from the Patrol Division, or received as a direct call for assistance. The CIU also works closely with the Middlesex District Attorney on homicides, domestic violence, and sexual assault investigations while assisting as needed on other pending matters. During 2015, approximately 560 cases were referred to the CIU for follow up.

Of the hundreds of cases investigated by the CIU, many were solved through persistent determination and sound detective skills. The following cases highlight these skills:

On January 17, 2015, officers responded to ShotSpotter activation and found a male lying face down on the ground, deceased from his wounds. After a short investigation, a suspect was arrested on January 18, 2015.

On March 7, 2015, a young woman was found unresponsive outside in a driveway; she had been assaulted in the aftermath of a party she had attended and was in critical condition from hypothermia. After interviewing the victim and witnesses and obtaining surveillance footage, a suspect was identified and arrested on March 27, 2015.

On June 3, 2015, an Everett resident reported that their 8 month old pit bull puppy was taken from their porch 30 minutes prior to calling the police. Using images disseminated by the Crime Analysis Unit, the suspect was seen by officers walking down the street with the puppy. The puppy was recovered unharmed and returned to his family that same day.

Criminal Investigations Division (Continued)

Lt. Richard Gamby

Criminal Investigations Unit (CIU) Continued

On July 20, 2015, a white male entered the Eagle Bank on Broadway and passed a note to the teller demanding money. Images of the suspect obtained from the bank's security footage were disseminated, and the suspect was identified on MassMostwanted.org and taken into custody in Boston on August 27, 2015.

During July 2015, there were multiple reports taken of residential breaking and entering. After a stolen piece of electronic equipment was located at an address in Everett, Detectives further investigated to obtain the identities of three suspects. Warrants were issued for the three suspects; one turned himself in the following day, the second turned himself in to Malden District Court shortly thereafter, and the third has not yet been located.

On August 13, 2015, officers responded to ShotSpotter alert at 158 School St where they found one victim deceased from her injuries. CIU along with Massachusetts State Police investigated this incident. Suspects have been identified, and pending further investigation, charges could be filed.

On August 30, 2015, 2 motor vehicles were broken into in Everett during the overnight hours. Various credit cards and debit cards were taken and subsequently used in Everett that same morning. CAU posted images of the suspect using the card onto EPD's Facebook page. Shortly thereafter, the suspect saw these images and came to the station to turn himself in.

On November 1, 2015, officers responded to a call for an individual who was stabbed outside of the Credit Union Bank on Broadway. Suspect was identified and arrested on December 2, 2015 after extensive investigation by the CIU.



Criminal Investigations Division (Continued)

Lt. Richard Gamby

Special Criminal Investigations Unit (SCIU)

The **SCIU** mission is to suppress overt and covert drug dealing, prostitution, and other types of crimes of a sensitive nature. The SCIU accomplishes their mission by targeting street-level and mid-level drug dealing through the use of undercover officers, confidential informants, and decoys. The unit is also involved with task forces at the federal level, which are comprised of officers from other local and state agencies. In addition, detectives of the unit assist other agencies in their efforts to address multi-jurisdictional drug distribution in neighboring communities. There are four detectives and one sergeant assigned to the unit. One detective is assigned full time to the DEA task force. The SCIU was involved with 56 arrests in Everett and executed 12 search warrants. A total of 77 state felony charges were brought against 66 individuals.

Property Type	Amount
Heroin Seized	138+ grams
Cocaine Seized	300+ grams
Marijuana Seized	4+ pounds
Pills	Numerous + over 100 Percocet
Hand Guns	7
MV Seized	8
Monies Seized	\$67,634

A Detective from SCIU received information from a reliable source that they knew of an individual that was actively selling heroin out of a home on Clark Street. As a result of an investigation, a search warrant was granted. The search warrant was executed and resulted in the arrest of the defendant who was charged with six felony charges, including trafficking heroin and two counts of unlawful possession of a firearm. The search of the defendant's residence and vehicle resulted in the recovery of over 65 grams of heroin and 8 grams of cocaine. In addition, officers recovered two firearms (one .22 Cal and one .45 Cal) and seized over \$9,000 in cash.



Criminal Investigations Division (Continued)

Lt. Richard Gamby

Special Criminal Investigations Unit (SCIU) (Continued)






- A detective from SCIU received information from a reliable source that they knew of an individual that was actively selling marijuana out of a home on Bryant Street. As a result of an investigation, a search warrant was granted. The search warrant was executed and resulted in the arrest of the defendant who was charged with four felony charges, including unlawful possession of a firearm and possession with intent to distribute class D in a school zone (defendant lived directly across from Lafayette School). The search of the defendant's residence and vehicle resulted in the recovery of over 2 lbs. of marijuana and over \$12,000 in cash. In addition, officers recovered one firearm (.40 cal) and 57 rounds of ammunition. The defendant was later involved in a fatal shooting in Lynn and is currently on the run.
- In August, through observations members of SCIU determined there to be drug activity stemming from a home on West Street. Further surveillance lead the SCIU to a house in Revere that was working with the parties residing on West Street. This resulted in being granted a search warrant for homes on West Street in Everett and Bay View Street in Revere. The warrants were executed simultaneously which resulted in the arrest of one person from each location. The party arrested from 14 West Street was charged with two felony charges including trafficking heroin. In addition, over \$3,000 in cash and one vehicle was seized. The party in Revere, who was on federal probation at the time, was charged with trafficking class B- cocaine.
- In September, members of SCIU executed a search warrant on Fuller Street for distribution of marijuana. This residence was a known hangout for several local gang members (Blaka Boys). The search resulted in the arrest of five gang affiliated defendants with the recovery of over 1 lb. of marijuana, over \$3,000 in cash, and one hand gun.



Crime Analysis Unit (CAU)-Office of the Chief and CIU

The EPD continues to take the lead in regional problem solving. The EPD CAU participates in the daily UASI regional BRIC calls and contributes to local and regional data sharing through CrimeView Dashboard and SWISS. The CAU also facilitates the department's monthly High Impact Players meetings, which bring the police department together with Probation, District Attorney's Office, and Courts. Additionally, the CAU works closely with other local analysts on a daily basis, and has produced and developed more efficient means through which this information is communicated both in house and to outside agencies.

The strength of EPD's CAU and regional partnerships was highlighted with the swift resolution of 15+ cases in Everett, and the arrest of an individual for residential breaking and entering. Further, the CAU assisted 10+ local agencies in the resolution of cases.

-  **Capacity-** In 2015, the department hired a second, fulltime Crime Analyst. This additional capacity has enabled the CAU to publish new products for in-house distribution to our officers to address criminal and quality-of-life offenses in and surrounding the city. Further, the CAU has had a greater focus on regional collaborations with our municipal/state partners, as stated above.
-  **Investigations-** In 2015, the analysts aided the CIU and regional agencies in several in-depth and long-term investigations (including robberies, house breaks, frauds, and shopliftings), which resulted in arrests, the recovery of stolen property, and the narrowing of suspects. For Everett investigations where suspect recognition is sought, the analysts compiled offender information and available photos into a bulletin, which the analysts then distributed both in-house to our officers as well as to regional agencies for possible identification. The analysts published 86 such bulletins in 2015. The EPD analysts also evaluated information requests from outside agencies in order to ascertain if a previous Everett offender is involved and passed along that data to the appropriate agencies for action.
-  **Data Requests-** 160+ data/information requests were responded to in 2015. These requests came from officers, the city's internal departments and our regional municipal/state/federal partners. Along with these data requests, the analysts generated a minimum of four presentations every month (monthly regional and department meetings). Two of these presentations, the North Shore Gang Task Force and High Impact Players, utilize Everett offender data that is prepared and shared at monthly regional meetings with the idea of brainstorming for creative solutions to regional crime issues that involve cross-jurisdictional offenders.
-  **"Most Wanted" Bulletins-** In 2015, the analysts continued to release a weekly "Most Wanted" bulletin to the public via social media and the department's website. A richer version of the bulletin is also provided to our officers on a weekly basis. This bulletin highlights both non-residents and residents of Everett who have active warrants for felony offenses.
-  **Analysis-** In 2015, the CAU completed an in-depth review of motor vehicle accidents at or near crosswalks along with the number of citations issued for failure to stop for a pedestrian. This analysis was shared with the cities Engineering department and City Services to aid in the placement of raised crosswalks in the city. The scope of this project and the platforms utilized was then presented at Massachusetts Association of Crime Analysts monthly meeting.

EVAPorate Violence Project

The **EVAPorate Violence Project** (EVAP) is part of the CID. EVAP provides services to victims of domestic violence, related assault crimes, and in support of law enforcement cases. Services include: assistance with 209A Abuse Prevention Orders (APO), case management, court advocacy, crisis intervention, safety planning, and referrals to other services. EVAP also provides services to victims and their families who may not have APOs, but who have been impacted by domestic violence crimes responded to by the Everett Police and who are referred by other agencies including: Department of Children and Families, Everett City Government, Everett Mayor's Office of Human Services, Everett Public Schools, Safelink, local businesses, community and religious organizations, and by other victims previously served by EVAP.

In 2015, EVAP recorded 216 active 209A Abuse Prevention Orders, with 384 adults and children reported as victims (i.e., plaintiffs). Of this number:

- A) 286 victims of domestic violence were female - four females were over the age of 65, 133 females were under the age of 18, and five ages were unidentifiable.* **Ages not identified by court documents.*
- B) 87 victims were male – one male was over the age of 65, 38 were under the age of 18, and six ages were unidentifiable.*
- C) 112 APOs expired in 2015; 77 remain as permanent, and 27 APOs carry through 2016

EVAP conducted outreach and follow-up to 260 victims of domestic violence and provided advocacy services to 86 clients who enrolled in one or more programs (i.e., support meetings, court preparation and advocacy, and other aid). Of this number, 26 cases were assisted with emergency shelter and housing, and 32 cases remain active through 2016 where advocacy services are still required. While most clients served were via EPD outreach and incident follow-up, additional referrals received by EVAP were from community members and: Cambridge Health Alliance – Whidden Hospital, Department of Children and Families, Everett Cooperative Bank, Everett Housing Authority, Everett Mayor's Office of Human Services, Everett Public Schools, Greater Boston Legal Services, Massachusetts Alliance of Portuguese Speakers, Joint Committee for Children's Healthcare of Everett, Office of Mayor Carlo DeMaria, Safelink, and Zion Church Ministries.

EVAP facilitated community outreach activities in 2015 included:

- A) School-based domestic violence prevention education.
- B) Open house to promote EVAP services.
- C) Literature campaign (i.e., mailing and literature drop) to promote EVAP services.
- D) Participation in forums at Cambridge College.


EVAP referred 78 cases involving domestic violence, sexual assault, and stalking implications to Portal To Hope (PTH) for additional aid (i.e., emergency shelter, support groups, Benevolence Project, legal aid, housing assistance, etc.). EVAP also made three referrals to Everett Housing Authority; 10 referrals to DHCD; and five referrals to the Department of Transitional Assistance for emergency housing assistance.

PTH provided 234 hours of support service to EVAP; Everett Mayor's Office of Human Services provided 10 hours of support; CAPIC provided four hours of support; and Massachusetts Alliance of Portuguese Speakers provided two hours of interpreter services for mutual clients.

Youth Services/Gang Unit (YSU)

The **Youth Services Unit (YSU)** consists of one sergeant and two patrolmen who both have dual roles. The patrolmen are assigned as the School Resource Officer (SRO) in the Everett High School, in partnership with the Everett Public Schools to increase safety in the schools and to develop an open ongoing dialogue between youths and the police department.

The assigned sergeant manages the unit, addresses juvenile crime issues throughout the city, writes and manages grants, and attends community outreach meetings. He is also part of a regional gang task force, known as the “Metro-Gang Task Force,” with nine other communities and several federal agencies. This is funded under the Charles E. Shannon community safety grant.

 **Shannon Grant** – In 2015, the EPD was awarded a \$29,000 Shannon Anti-Gang Grant. These funds enabled the YSU to work on its goals of addressing youth issues in violence and gang involvement.

This past year, the YSU accounted for over 850 man hours toward the Shannon Grant patrols. Many of these patrols were focused on juvenile hot spots throughout the city. Throughout the course of the patrols conducted, officers effectively interacted with countless at-risk youth in both an enforcement and deterrent role. The parks and playgrounds were a focal point and officers encountered many youths engaging in the use of marijuana and/or alcohol. The Shannon Grant hours were also used to assist neighboring cities in special events such as: Cambridge Caribbean Festival and Quincy 4th of July fireworks.

The YSU also worked with other agencies over the course of the year including Everett Boys and Girls Club, where frequent visits were made to their site to interact with members. Officers also worked with T.E.A.S.A. (Teens in Everett Against Substance Abuse) and The Cambridge Health Alliance in conducting alcohol compliance checks and attending various meetings to strategize with staff on effective ways to spread the word on substance abuse issues to local youth.

 EPD participated in an Alcohol awareness rally in April



Youth Services/Gang Unit (YSU) Continued

Underage Alcohol Enforcement - Throughout the summer of 2015, the YSU continued to work with the City of Everett Licensing Commission in the detection, enforcement, and public education of underage drinking laws under a grant from the Cambridge Health Alliance. Targeted patrols and sting operations were successful in deterring many underage youth from acquiring and consuming alcohol. Three operations were conducted with six checks of establishments completed, and four violations were written for providing alcohol to minors. Additionally, during investigations and inspections, the YSU seized two alcohol licenses and confiscated alcohol from two locations.

Members of the YSU have been attending juvenile justice meetings on a bi-weekly basis at Everett High School for years, working with our community partners. This past year, the YSU started the process of conducting similar meetings with the Phoenix Charter School in Everett.

In 2015, the YSU continued to work in conjunction with the Everett School Department, Boys and Girls Club, Cambridge Health Alliance, and other organizations to address youth issues in violence, gang involvement, substance abuse, and many other issues.

🚩 **2015 Junior Police Academy** – It was another great year for the Junior Police Academy. Over 70 boys and girls in the 6th, 7th, and 8th grades were selected to participate. The focus was on team-building and teamwork. Aside from classes and demonstrations in daily police operations, SWAT, Criminal Investigations, Traffic Enforcement, and Marine Unit Operations, the squads were motivated by daily physical fitness, running, and team building exercises.



Crime Data, Rates and Analysis

Table 1: Crimes by Year Including 5 Yr. Average and Percent Change

Offense Type	2010	2011	2012	2013	2014	2015	5 Yr. Avg 2010- 2014	5 Yr. % Change btw 5yr. Avg -2015	1 Yr. % Change 2014- 2015
Total	2,602	2,218	2,196	2,091	1,840	1,805	2189.4	-18%	-2%
Murder and Nonnegligent Manslaughter	3	0	3	1	0	2	1.4	43%	*
Negligent Manslaughter	0	0	1	1	0	0	0.4	-100%	NC
Kidnapping/Abduction	3	5	0	4	3	7	3.0	133%	133%
Forcible Rape	16	17	11	18	8	20	14.0	43%	150%
Forcible Sodomy/ SA with a Object	0	0	0	1	2	0	0.6	-100%	-100%
Forcible Fondling	11	8	9	9	4	13	8.2	59%	225%
Statutory Rape	1	3	1	1	0	4	1.2	233%	NC
Aggravated Assault	143	113	88	121	96	98	112.2	-13%	2%
Simple Assault	327	261	275	273	98	100	246.8	-59%	2%
Intimidation	129	102	106	87	95	113	103.8	9%	19%
Arson	2	3	2	0	1	1	1.6	-38%	0%
Burglary/Breaking & Entering	330	243	242	189	148	162	230.4	-30%	9%
Counterfeiting/Forgery	18	8	7	27	11	17	14.2	20%	55%
Destruction/Damage/Vandalism of Property	390	317	358	367	324	297	351.2	-15%	-8%
Embezzlement	0	0	0	0	5	0	1.0	NC	-100%
Extortion/Blackmail	1	0	1	3	3	1	1.6	-38%	-67%
False Pretenses/Swindle/Confidence Game	16	12	15	16	20	10	15.8	-37%	-50%
Credit Card/Automatic Teller Fraud	55	66	56	48	49	60	54.8	9%	22%
Impersonation	39	49	68	29	36	33	44.2	-25%	-8%
Welfare Fraud	3	5	1	4	2	1	3.0	-67%	-50%
Wire Fraud	4	2	5	1	3	1	3.0	-67%	-67%
Robbery	73	56	63	61	68	36	64.2	-44%	-47%
Pocket-picking	2	3	3	1	1	0	2.0	-100%	-100%
Purse-snatching	13	14	4	8	11	3	10.0	-70%	-73%
Shoplifting	86	95	88	99	136	144	100.8	43%	6%
Theft From Building	73	53	73	30	38	34	53.4	-36%	-11%
Theft From Motor Vehicle	319	283	212	237	177	178	245.6	-28%	1%
Theft of Motor Vehicle Parts/Accessories	15	15	13	9	10	12	12.4	-3%	20%
All Other Larceny	292	233	227	258	273	264	256.6	3%	-3%
Motor Vehicle Theft	113	134	131	93	102	86	114.6	-25%	-16%
Stolen Property Offenses	21	18	15	18	22	7	18.8	-63%	-68%
Drug/Narcotic Violations	68	54	67	50	56	55	59.0	-7%	-2%
Drug Equipment Violations	19	22	22	19	23	20	21.0	-5%	-13%
Operating/Promoting/Assisting Gambling	0	0	4	1	0	0	1.0	-100%	NC
Gambling Equipment Violations	0	2	6	1	0	0	1.8	-100%	NC
Pornography/Obscene Material	1	0	2	2	1	4	1.2	233%	300%
Prostitution	5	3	6	0	3	2	3.4	-41%	-33%
Weapon Law Violations	9	10	8	4	11	20	8.4	138%	82%

*Please note that though there is no computable increase in the number of homicides two were reported in 2015 while none were reported in 2014.

Table 1: Summary

Table 1 highlights those offenses that had a notable percent change in their reporting. The 5 year average includes data from year 2010-2014. The 5 year percent change looks at the difference between the 5 year average (2010-2014) and the 2015 data. The resulting percentage change validates any trends that may be present in the 2015 data. For example, if vandalism decreases 8% from 2014 to 2015, there's no way to tell from that figure whether 2014 was unusually high or 2015 was unusually low. Therefore, comparing 2015 to an average helps to better assess whether the crime truly went up or down in the most recent year.

Overall Crime Comparisons – Group A Crime

2015 saw a 2% decrease in the number of personal, property and societal crimes reported when compared to 2014. This is not a statistically significant drop. More importantly, the number of offenses in 2015 represents a 18% decrease over the 5-year average and a 30% decrease from 2010.

5 Year Crime Trends

The offense types (*crimes in category larger than 10 per year*) that had the most significant **decrease** between 2015 and the 5 year average are robbery (-44%), theft from a building (-36%), swindling (-37%), breaking and entering (-30%), theft from a motor vehicle (-28%), motor vehicle theft (-25%), and vandalisms (-15%).

The offense types (*crimes in category larger than 10 per year*) that had the most significant **increase** between 2015 and the 5 year average is shoplifting (+43%). The noted upward trend in shopliftings in the recent years is likely result of better communication between retailers and EPD and the increase in technology and loss prevention efforts.

1 Year Crime Comparison

Notable changes by number and type of offenses reported in 2015 compared to 2014 (*offenses in category larger than 10 per year*)

A sample of notable **decreases** in 2015 from 2014 include swindling (-50%), robbery (-47%), theft from a motor vehicle (-16%), theft from a building (-11%) and vandalism (-8%).

A sample of notable **increases** in 2015 from 2014 include forcible rape and fondling (+150%; +225%), credit card fraud (+22%), intimidation (+19%) and burglary/breaking and entering (+9%). Additionally, in 2015 EPD improved its capacity to record weapons law violations. As a result the count increased in 2015, and EPD anticipates a similar count for 2016.

Table 1: Data Notes

Table 1: References the number of offenses recorded by the EPD from 2010 to 2015. In a crime incident where there is one offense committed by a single offender against a single victim and a single person is arrested, all of the measures would equal one. The vast majority of crime incidents in Massachusetts are characterized by this one to one to one scenario. However, there are times when multiple events can occur during a crime incident, which make the multiple types of measures useful for understanding the dynamics of crime. For example, if three defendants assaulted and then raped a victim, there would be one incident of violent crime, but there would be two offenses counted (assault and rape), with two victimizations (one for assault and one for rape), and three offenders. Further the FBI UCR program utilizes the Hierarchy Rule, which states that if multiple offenses are committed in the same incident, it is classified (and reported) as the most serious of the offenses. As an example, almost all robberies involve both an assault and a theft; such incidents are included only under the “robbery” category.

The noted decreases in simple and aggravated assaults in 2014 and 2015 (Table 1) were reviewed. After review, it was determined that the change in assaults and family offenses was a result of a software upgrade to the State’s system for reporting NIBRS data. The new coding process better distributes assaults that occur in conjunction with a family offense in the group B data and not in the Group A data. As a result, assaults that had been previously captured under Part A crimes are now captured under Group B offenses (*family offenses) when an arrest occurs as part of a domestic violence incident (see Table 2). Additionally, these changes should be factored into the noted decrease in overall crime for 2014 and 2015 as common crime analysis conventions for the reporting of crime information do not include Group B offenses.

Table 2: 2010-2015 Count of Arrests for NIBRS Group B Offenses

Note: If offense type does not appear, then none were reported.

Arrest Date	2010	2011	2012	2013	2014	2015
Offense Type						
Bad Checks	1	3	6	1	2	2
Disorderly Conduct	14	16	19	4	9	9
Driving Under the Influence	26	26	20	24	19	12
Family Offenses (Nonviolent)	3	3	3	4	89*	74*
Liquor Law Violations	0	0	0	0	0	1
Trespass of Real Property	2	5	2	5	6	5
Total Group B Arrests	46	53	50	38	125	103

Notes on Table 2: Group B offenses are only reported if an arrest is made. Therefore, the incident count for Group B offenses mirrors the arrest count. Further, the EPD arrested five people under the age of 18 in 2015 for a Group B offense.

Table 3: 2014 & 2015 Area Crime Rates (NIBRS* Reportable Group A Crimes)

* National Incident Based Reporting System- NOTE: If crime type does not appear, then none were reported.

Measures	Crime Rate (per 1,000)									
Incident Date (02)	2014					2015				
Jurisdiction (Jurisdiction by Agency) (01)										
Offense Type	Chelsea	Everett	Malden	Medford	Revere	Chelsea	Everett	Malden	Medford	Revere
Total	103.18	43.41	40.28	31.51	55.10	93.79	42.24	35.83	29.98	58.56
Murder and Nonnegligent Manslaughter	0.11	0	0.02	0	0	0	0.05	0.02	0	0.06
Kidnapping/Abduction	0.65	0.07	0.02	0.07	0.11	0.30	0.16	0.13	0.04	0.08
Forcible Rape	0.57	0.19	0.12	0.09	0.49	0.65	0.47	0.17	0.18	0.36
Forcible Sodomy	0	0.02	0	0	0.08	0	0	0	0	0.36
Sexual Assault With An Object	0	0.02	0	0	0	0.05	0	0	0	0
Forcible Fondling	0.92	0.09	0.20	0	0.34	0.60	0.31	0.27	0	0.36
Statutory Rape	0.14	0	0.03	0	0.11	0.05	0.09	0	0	0.08
Aggravated Assault	6.41	2.33	2.52	1.35	3.99	6.11	2.23	2.92	1.32	3.72
Simple Assault	20.72	2.30	7.30	4.07	7.77	19.52	2.33	7.07	4.86	9.36
Intimidation	7.47	2.26	1.47	1.75	3.46	7.87	2.61	0.65	1.32	4.16
Arson	0.03	0.02	0.02	0.04	0.06	0.16	0.02	0	0	0.06
Bribery	0	0	0	0	0.02	0	0	0	0	0.02
Burglary/Breaking & Entering	5.40	3.48	3.10	1.74	3.80	4.07	3.81	2.39	2.00	2.80
Counterfeiting/Forgery	1.00	0.26	0.41	0.58	0.41	0.68	0.40	0.46	0.49	0.43
Destruction/Damage/Vandalism of Property	17.16	7.64	5.17	3.49	9.04	15.37	6.98	4.92	3.77	8.71
Embezzlement	0.14	0.12	0	0	0.21	0.08	0	0.02	0	0.17
Extortion/Blackmail	0.14	0.07	0.05	0.02	0.08	0.22	0.02	0.05	0.02	0.06
False Pretenses/Swindle/Confidence Game	3.01	0.47	0.96	2.17	1.67	3.10	0.23	0.88	1.32	1.75
Credit Card/Automatic Teller Fraud	1.00	1.17	0.36	0.12	0.58	0.79	1.41	0.27	0.04	0.64
Impersonation	2.06	0.85	0	0	1.00	1.41	0.78	0.03	0.02	1.28
Welfare Fraud	0.03	0.05	0	0	0	0	0.02	0	0	0
Wire Fraud	0	0.07	0	0	0	0	0.02	0	0	0
Robbery	4.67	1.60	1.04	0.42	1.17	5.05	0.82	0.91	0.44	1.13
Pocket-picking	0.60	0.02	0.30	0.33	0.09	0.60	0	0.23	0.28	0.19
Purse-snatching	0.65	0.26	0	0	0.17	0.24	0.07	0	0	0.32
Shoplifting	4.51	3.19	1.61	1.40	3.20	4.18	3.38	2.02	0.86	3.82
Theft From Building	5.78	0.92	0.50	0.26	1.37	4.89	0.80	0.53	0.28	1.86
Theft From Coin Operated Machine or Device	0	0	0	0	0	0.03	0	0	0	0
Theft From Motor Vehicle	4.81	4.16	3.26	2.67	1.71	4.29	4.18	3.40	2.96	2.22
Theft of Motor Vehicle Parts/Accessories	1.76	0.23	0.13	0	0.06	1.36	0.28	0.03	0.05	0.06
All Other Larceny	2.34	6.41	8.10	7.94	8.24	2.44	6.20	5.42	6.56	8.99
Motor Vehicle Theft	3.45	2.40	1.86	1.40	2.54	3.26	2.02	1.76	1.49	2.44
Stolen Property Offenses	1.09	0.54	0	0	0.41	0.84	0.16	0	0	0.75
Drug/Narcotic Violations	3.69	1.32	1.31	1.47	2.41	2.82	1.29	0.99	1.42	1.90
Drug Equipment Violations	0.03	0.54	0	0	0.02	0	0.47	0	0	0.02
Pornography/Obscene Material	0.08	0.02	0.03	0	0.08	0.11	0.09	0.02	0.02	0
Prostitution	0.43	0.07	0.15	0	0.04	0.41	0.05	0.08	0.05	0.04
Assisting or Promoting Prostitution	0.03	0	0.02	0	0.02	0.03	0	0.07	0	0.02
Weapon Law Violations	2.31	0.26	0.23	0.12	0.38	2.20	0.47	0.15	0.23	0.38

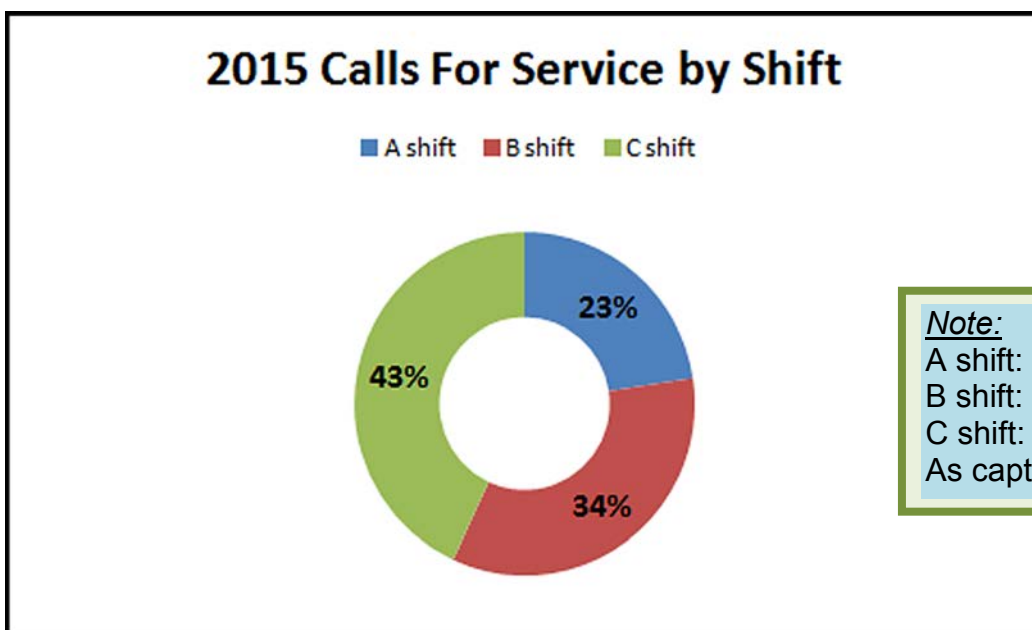
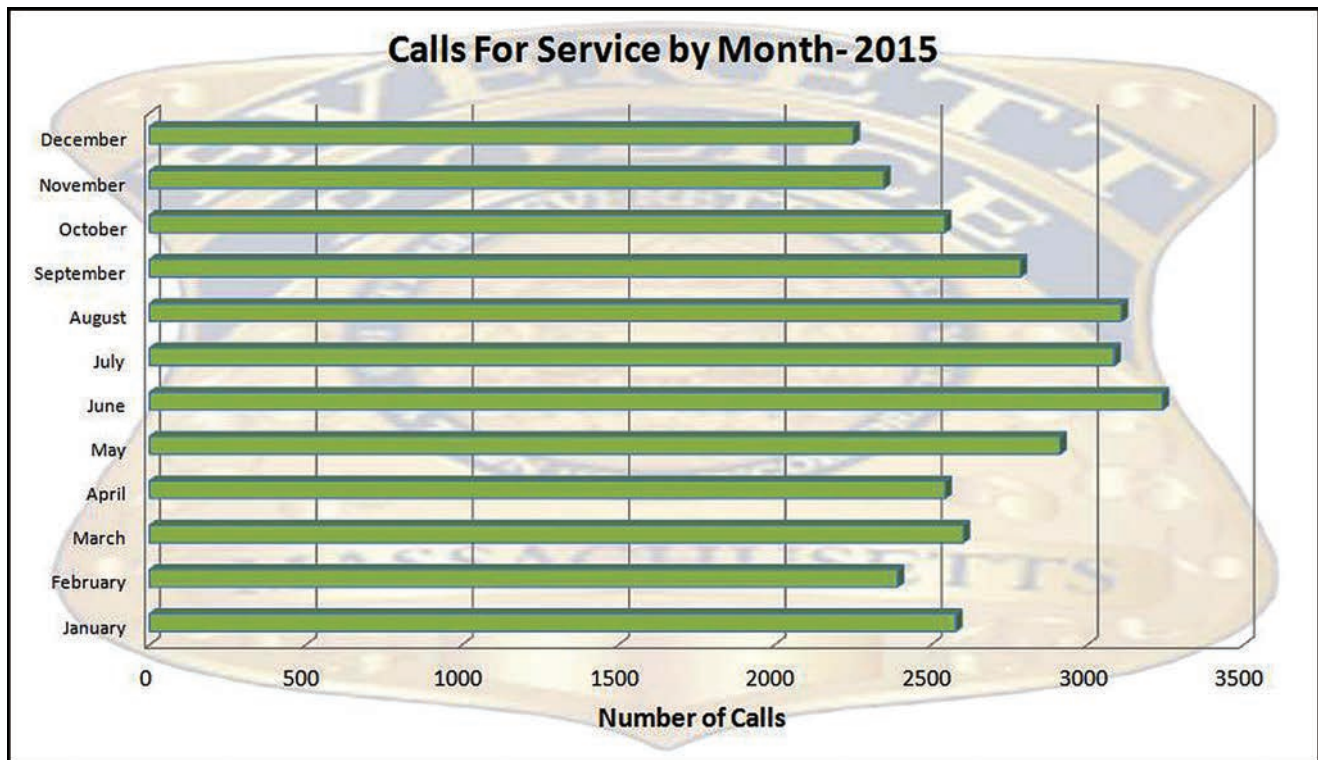
Table 4: Number of Crimes by Crime Type with a Firearm

Offense Type	2010	2011	2012	2013	2014	2015
Murder and Nonnegligent Manslaughter	1	0	0	0	0	2
Forcible Rape	1	0	0	0	0	0
Aggravated Assault	14	14	9	10	2	4
Robbery	33	15	10	17	22	9
Total	49	29	19	27	24	15

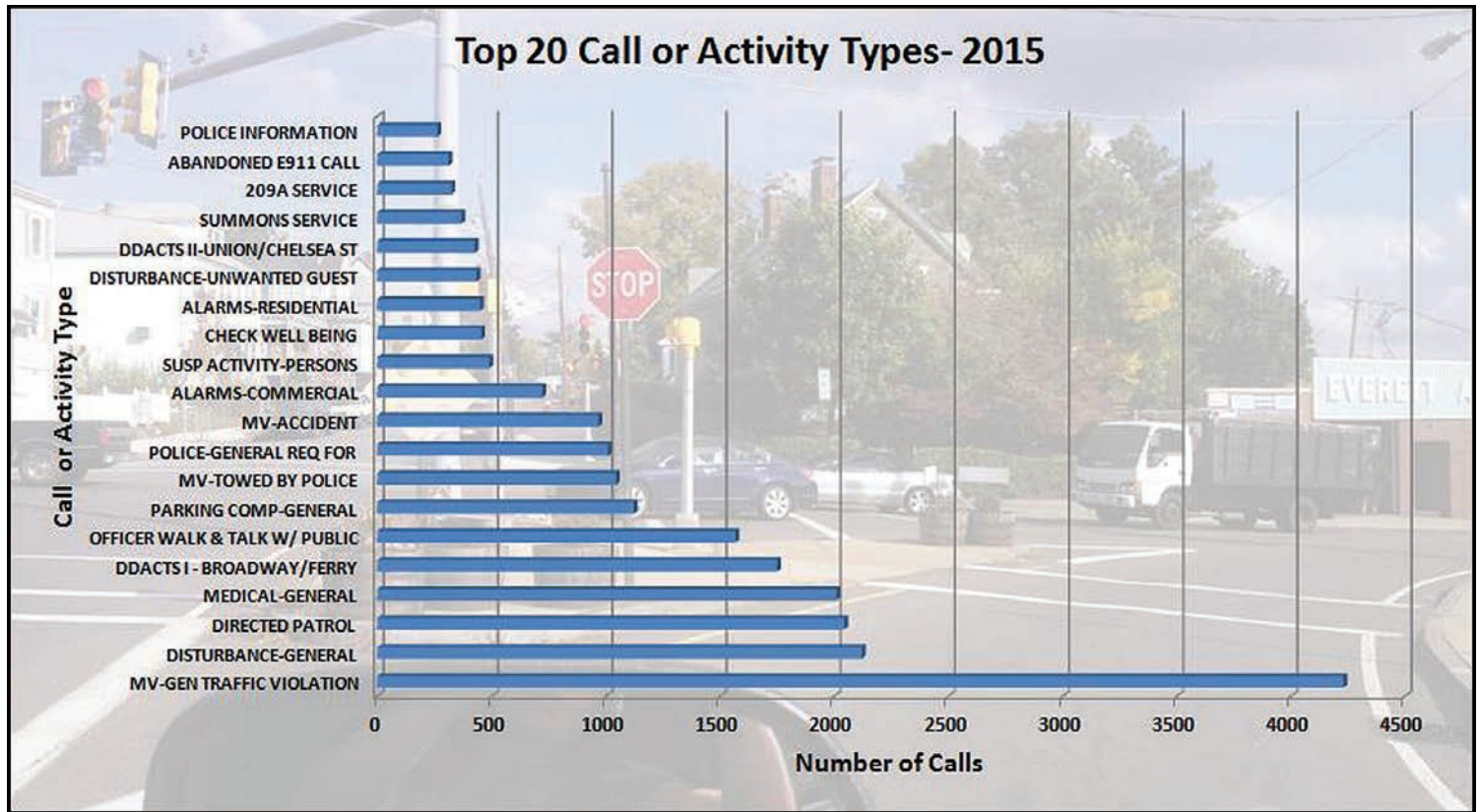
Calls for Service

In 2015, 28,629 calls for service were logged by the EPD.

- 32,398 unique action codes were utilized (each call can have more than one incident type attached).
- December and November were the quietest months with 1,193 and 2,063 calls taken.
- June was the busiest month with 2,889 calls taken.



Top 20 Call Types—All Incident Types



2014 and 2015 Hot spots- Top 12 Locations by Number of Calls for Service

2014

Location	# of Calls
Target	258
Whidden Hospital	227
Walgreens – 317 Ferry	178
Everett High School	147
Sweetser Circle	143
Rite Aid - 405 Broadway	107
43 Elm St - Rec Center	103
Stop N Shop	90
7-11 - 543 Ferry	86
Restaurant Depot	82
Costco	78
Best Buy & Tedeschi's -188 Chelsea St	70

2015

Location	# of Calls
Walgreens - 317 Ferry	385
Whidden Hospital	348
Braza Grill	199
Rite Aid - 405 Broadway	190
Target	169
Tedeschi -188 Chelsea Street	154
Swan Street Park	154
Everett High School	116
Alpine Street Park	116
Stop N Shop	109
Best Buy	106
Home Depot	98

Notes on top three locations:

- **Walgreen's**- most frequent calls included shoplifting, disturbances, and loitering. Calls for service limited to calls specifically inside the store and parking lot —no DDACTS calls, motor vehicle citations, or officer walk and talks are included. The increase in calls at this location can be directly attributed to the placement of a police officer on patrol in the parking lot, the Crime Analysis Unit's outreach and collaboration with Loss Prevention staff at Walgreens and an increase in reported disturbances inside and outside of the store.
- **Whidden Hospital**- most frequent calls included unfounded police service, abandoned 911, unruly patients, and other disturbances, motor vehicle breaks, warrant service, and missing property.
- **Braza Grill**- most frequent calls included directed patrols, walk and talks, and disturbances. The increase in calls at this location can be directly attributed to the placement of a police officer on directed patrols in the parking lot and in the restaurant after the shooting in August.

Arrests/Summons/Warrants/Citations

Top 5 Charges Applied to Arrests

In 2015, Everett Police made 888 arrests (841 adults, 47 juveniles).

Charge Code	Number of charges
Warrant	403
Domestic Assault and Battery	72
Assault & Battery on a Family Member	64
Disorderly Person	62
Unlicensed Operation of a MV	55

Top 5 Crime types Issued Summons

In 2015, 430 people were summonsed to court.

Summons Issued by Crime Type	Number
Unlicensed Operation of a M/V	145
Failure to Stop for a Red light	58
License Suspended	33
Revoked Registration	32
Uninsured MV	31

Top 5 Driving Infractions Issued Citations

In 2015, 2,927 citations with a total of 3,948 charges (each citation can have multiple charges) were issued by the EPD.

Charges Issued by Crime Type	Number
Failure to Stop for Red-Light	1015
Stop Sign Violation	443
Unlicensed Operation	297
Equipment Violation	221
No Inspection Sticker	169

1,830 of these motor vehicle charges were warnings. Another 1,192 were civil charges, 580 were criminal charges, and 346 were arrest charges.

Warrants Issued

In 2015, 936 warrants were issued by the EPD.

2015 Everett Police Department Highlights

- New Hires-** In February the EPD swore in two new Police Officers, John Fitzpatrick and Hayli Hill attended the State Police Recruit Academy in Braintree, Massachusetts.



- Promotions-** The EPD promoted a new Captain, Lieutenant, and two Sergeants. Pictured in uniform in the middle (left to right) Sergeant Hannon, Captain Landry, Chief Mazzie, Lieutenant Burke, and Sergeant Ditrapano.




- Tasers-** The EPD has procured and outfitted each officer in the department with an Electronic Control Device. Throughout 2015 and into 2016, each member of the department will have completed the training and received one of these devices to carry while on duty. They have proven to be effective at reducing injuries to both officers and those they have to arrest.

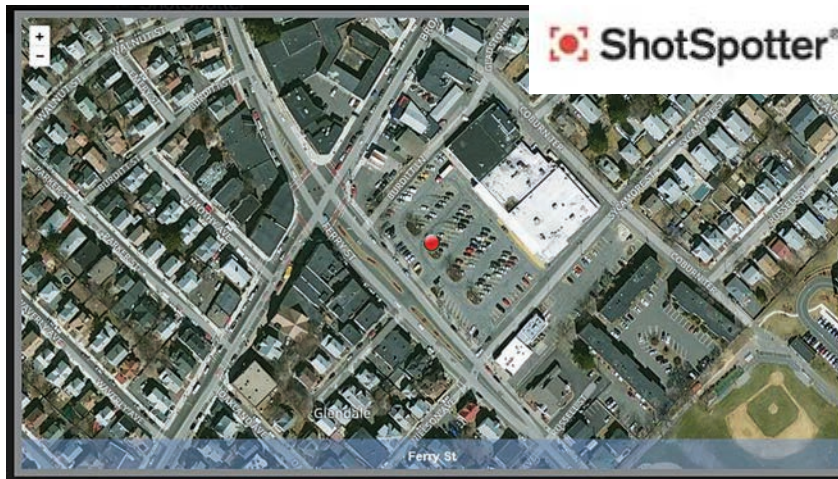
- Fleet Upgrade-** The Department received funding from UASI to purchase two new, fully equipped K-9 vehicles.


- FATPOT-** In 2015, the EPD in conjunction with regional UASI partners, rolled out a cross jurisdictional technology platform that allows end users (primarily dispatchers) to see in real-time resource allocation (Police, Fire, EMS) and incidents occurring in Everett and the surrounding towns. The system allows users to see when and where calls are occurring, and what resources are available to respond. The service is also available to users on a mobile platform.




2015 Everett Police Department Highlights (Continued)

 **ShotSpotter-** In August of 2014, the city joined Boston, Chelsea and Somerville by going live with ShotSpotter. The ShotSpotter system works by relaying data (time, date, address, number of rounds) recorded on sensors throughout the city directly to the police department's dispatchers. The system also automatically emails staff with an alert containing an audio of the incident, and a map of the area. Since its activation, the system has recorded 34 incidents confirmed to be gunfire by the software. To date, four individuals have been arrested on firearms charges as a result of system activation. Additionally, users of the system have access to data recorded by other cities. The Everett ShotSpotter System was funded through a Department of Homeland Security Urban Area Security Initiative (UASI) grant through the Metro Boston Homeland Security Region (MBHSR).



 **Technological Upgrades and Changes-** In 2015, the EPD, through a Department of Homeland Security Grant managed by EOPSS and the Metro Boston Homeland Security Region, upgraded the Emergency Operations Center to allow for the better dissemination of critical information to key emergency management personnel during a large scale emergency. New laptops, LCD displays, and video display equipment were installed as part of a grant.



2015 Everett Police Department Highlights (Continued)

- ✚ **The City of Everett was named a 2015 Robert Wood Johnson Foundation (RWJF) Culture of Health Prize winner.** The EPD played an important role in the city receiving this award for police –community relations, by creating an environment with positive police and community member relationships. As examples, when the EPD received an increasing number of complaints from members of the Brazilian community who perceived racial profiling with traffic stops, Chief Mazzie met with members of the community multiple times. After these discussions, the department put published brochures in Spanish, Portuguese, Arabic, and Haitian Creole highlighting what people should expect when stopped by police. Chief Mazzie has also sent officers for classes in Spanish and Portuguese over the years.

Last June, after protests in Baltimore, Chief Mazzie and Mayor Carlo DeMaria joined Bishop Robert G. Brown, the chaplain of the police department, in addressing a forum on police/race relations at Zion Church Ministries. Learn more at www.RWJF.org/Prize.

- ✚ Chief Mazzie received recognition on behalf of the EPD, from the Robert Wood Johnston Foundation, for the Departments role in helping Everett receive the Culture Of Health Prize. Shown with Chief Mazzie from left are Jean Granick, Kathleen O'Brian, Jamie Lederor, and Bob Marra.



2015 Everett Police Department Highlights (Continued)

🎨 **Research Study-** The EPD worked with Harvard Negotiation and Mediation Clinical Project (HNMCP), to assess perceptions of current EPD practices and address any potential sources of tension or conflict between police and local youth. Interviewees included members of EPD, youth in Everett aged 13-18, and adult community members. Based on this assessment and outside research, the teams developed five recommendations for improving the relationship between members of EPD and Everett's youth:

- **The importance of interactions** –Each interaction between an officer and a youth matters.
- **Cycle of disrespect**- Police officers and youths feel a mutual sense of disrespect, which creates a cycle of bad interactions.
- **Cultural and generational differences**- Impact relationships between youths and police officers.
- **Intent versus impact gap**- Police monitor youth activities for their safety, but youths feel harassed and targeted
- **Underappreciated** -- EPD officers want to know that youths appreciate the actions officers take to protect them and keep them safe.

🎨 **Mural-** The EPD, in partnership with the Everett Boys & Girls Club (BGC), sought the creation of an urban art mural in the police department. Club members worked with BGC staff and police to generate ideas and sketches for depicting messages and values important to the BGC youth and the greater Everett community. They outlined such topics as youth/police interactions, bullying, youth safety, drug and alcohol abuse prevention, education, and community unity, just to name a few. The completed work is permanently mounted to the EPD main stairwell where all visitors to the second floor and all officers heading to their shift will view members' work and be reminded of topics conveyed.



🎨 **Electric bicycles-** utilizing federal funds, the EPD purchased two electric bicycles with plans to deploy them in the summer of 2016 throughout residential areas of the city.

2015 Everett Police Department Highlights (Continued)

✚ **Department website development** – in 2015 the department's website (<http://www.everettpolicema.com/>) was completely revamped. The new and improved webpage now offers direct links to data, publications, live-streaming of our social media sites, and much more.

✚ **Social Media-** the EPD continued its outreach into the community on social media. Posting more on the department's Facebook page and on Twitter pages allows for a greater connectivity with the community. In 2015, the department's Facebook page achieved nearly **6,000** "Likes" making it one of the largest police social media sites in the region. Users can anonymously submit a tip through the "Anonymous Tips" page. Similarly, by 2015, nearly 6,000 people are following the department on Twitter (#everettpolicema).



➤ **Please note-** The EPD Facebook and Twitter accounts are not for the public to report crimes nor is it where the Everett Police will post emergency warnings about ongoing crimes in progress. We ask that you call 911 for emergencies and 617-387-1212 for non-emergency reports of crime or police related issues. We will utilize our Reverse 911 system to inform the public of ongoing crimes in progress, as appropriate.

✚ **National Night Out-** Everett's 13th Annual National Night Out occurred on August 4, 2015. Everett's National Night Out is a collaboration with the National Association of Town Watch, a non-profit crime prevention organization that works in cooperation with thousands of crime watch groups and law enforcement agencies throughout the country. Designed to strengthen our neighborhoods through police-community partnerships, National Night Out heightens crime and drug prevention, builds support and participation in local anti-crime programs, and sends a message to criminals that our neighborhoods are organized and fighting back. This year, we continued with the theme used last year as residents from each ward met at a gathering point in their area and walked with Everett police officers and city officials through the streets of Everett joining up at the Gentile Recreation Center for food and music. The 14th annual National Night Out is scheduled for August 2, 2016.

✚ **25 days of Christmas-** Officer Al Sabella is Santa on the 24th day of the 25 Days of Christmas the Everett Police Way. This year with the support of the residents of Everett donating toys to support our 25 Days of Christmas and with the donation of Toys for Tots from ITAM Post 6 East Boston, we were able to bring toys as well as hats, mittens, and gloves to our Everett school kids. All K-8 schools received toys. In addition, we brought toys to Mayor DeMaria's City Toy Drive for Everett Children.



2015 Everett Police Department Highlights (Continued)



The Everett Police Department is open 24-hours a day for residents to drop off unused or expired prescription drugs. Residents are encouraged to come to the Everett Police Department to properly dispose of their prescriptions by placing them in the prescription drop-box located in the lobby. This program involves no paperwork, and there are no questions asked.



Prescription Drug Collection- During 2015, residents of the city continued to deposit their unwanted or expired medications inside the 24- hour drop-off box. The contents of the box are removed every 30 days and stored inside a restricted vault until they are transported to an approved incinerator for destruction. Additionally, there are MedReturn Drug Collection Units throughout the City. Pictured on the top right is one such box located at the Board of Health Office in City Hall. Residents may drop off their unwanted medications during regular business hours.



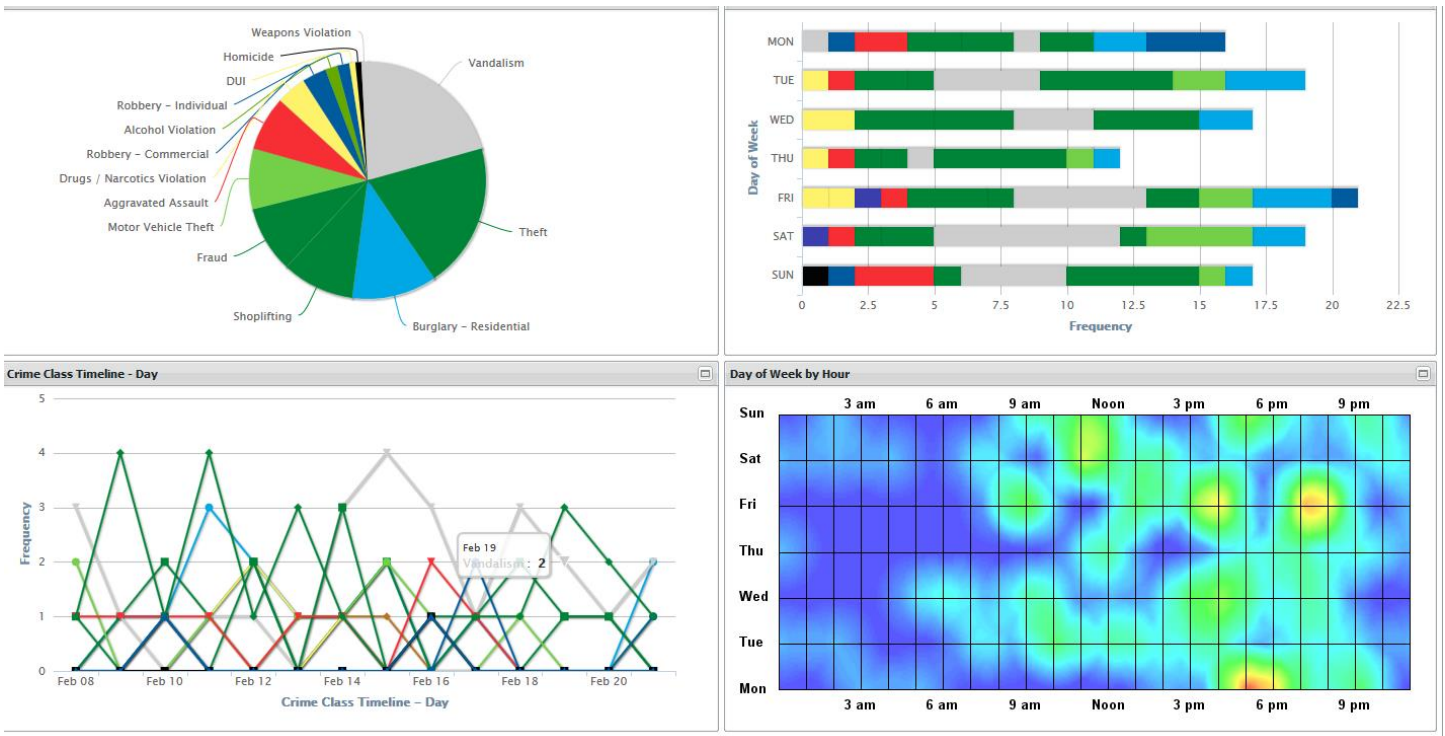
- ✚ In 2015, the EPD expanded this service to include a needle dropbox at the department.
- ✚ In September the EPD, in conjunction with the Everett Health Department, participated in National Prescription Drug Take-Back Day. Drop boxes are located at four locations in the City; the EPD lobby, City Hall, Rite Aid Pharmacy, and Walgreens Pharmacy. Over 150 lbs of prescription medicine was turned in to the Drug Enforcement Administration (DEA) for destruction over the course of this year.
- ✚ On April 30th, 2016 the EPD will participate in the semi-annual DEA coordinated National Take Back Day, and turn in all the prescription medications turned in over the past six months.

Anonymous Crime Reporting Application



Wired Blue offers the “My Police Department” (MyPD) application for SmartPhones. This application allows the public to anonymously submit tips to the Everett Police, receive incident notifications, commend an officer, and submit feedback to the department. The application (or app) can be downloaded from the App Store or Android Marketplace.

Crime Mapping Tool



For additional information on crimes as they occur in Everett, visit Raidsonline.com. The Everett Police Department and BAIR Analytics Inc. have partnered to provide a new way for the public to stay informed about crime in Everett. The data is updated four times a week. The site is free to use and can be accessed through <http://www.raidsonline.com/?address= Everett%2CMA>.



Everett citizens can download the free RAIDS Online Mobile app on the App StoreSM for the iPhone®, iPad® or iPod touch®.

Mission Statement

The mission of the Everett Police Department is to provide community oriented law enforcement designed to protect life and property, maintain order, while ensuring fair and equal treatment for all.

Law Enforcement Core Values

Professionalism- we are committed to the highest ethical standards of the law enforcement profession.

Respect- we pledge to preserve human dignity by caring for the citizens we serve, and for ourselves.

Integrity- we shall, through our behavior, reflect honesty, sincerity, and complete accountability.

Dedication- we are devoted to Public Service to enhance the quality of life for all.

Excellence- we encourage innovation, effectiveness and efficiency through training, skills and effort.

Our Motto:

“Serving with Pride Since 1870”



Everett Police Department
45 Elm Street Everett, MA 02149
(617) 389-2120

<http://www.everettpolicema.com/>



Like us on **Facebook**: <http://www.facebook.com/EverettPoliceMa>



Follow us on **Twitter**: @everettpolicema or <https://twitter.com/everettpolicema>

This report was compiled by the EPD Crime Analysis Unit.
Report printed April 2016.

Questions/Comments/Feedback: Melissa.trzepacz@cityofeverett.org

This report is available for free download at:
<http://www.everettpolicema.com/>